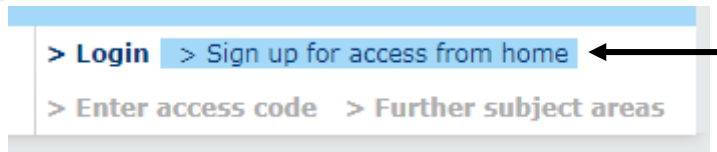


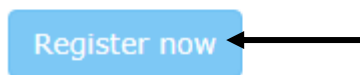
## ***Instruction for remote access registration to electronic medical textbook collection «Thieme»***

1. Go to <http://medone-education.thieme.com> and click “*Sign up for access from home*”



2. Click “*Register now*”

In order to start the registration process for home access, please click here:



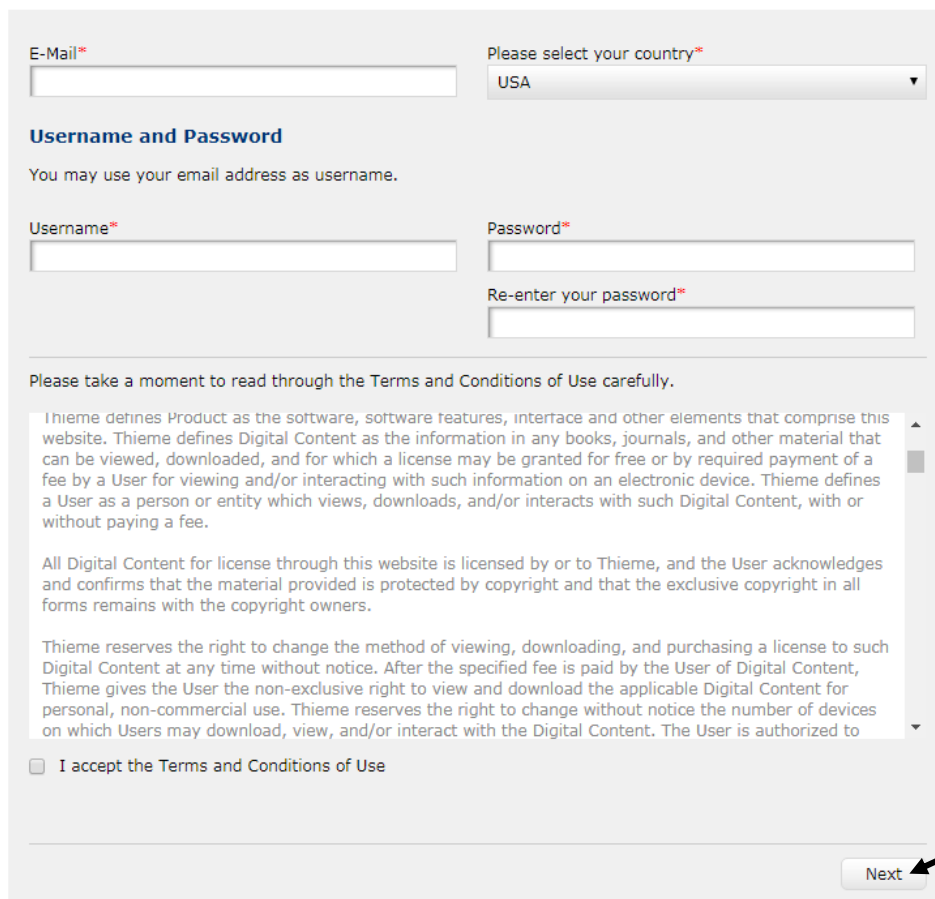
Please complete all fields marked with \* in the form.

3. Fill in the first registration form and click “*Next*”

### **Registration**

Step 1

Please complete all information carefully. Required fields are marked \*

A registration form with the following elements:

- E-Mail\* (text input field)
- Please select your country\* (dropdown menu with 'USA' selected)
- Username and Password** section with the instruction: 'You may use your email address as username.'
- Username\* (text input field)
- Password\* (text input field)
- Re-enter your password\* (text input field)
- A scrollable area containing the Terms and Conditions of Use, starting with 'Please take a moment to read through the Terms and Conditions of Use carefully.' and ending with 'The User is authorized to'.
- I accept the Terms and Conditions of Use
- Next button (bottom right corner, with an arrow pointing to it from the right)

#### 4. Fill in the second registration form:

Step 2

### Registration

Please complete all information carefully. Required fields are marked \*.

Salutation  Ms.  Mr.  None

Title

First name\*

Last name\*

Location\*

Position\*

Department\*

State

Name of Institution or Practice\*

City

Telephone\*

Fax

In the future, I would like to receive information about the Thieme Publishing Group via email.

Back Next

Necessary information:

- First name and last name
- Location (*University*)
- Position
- *Name of Institution of Practice* (Northern State Medical University or NSMU)

Location\*

Position\*

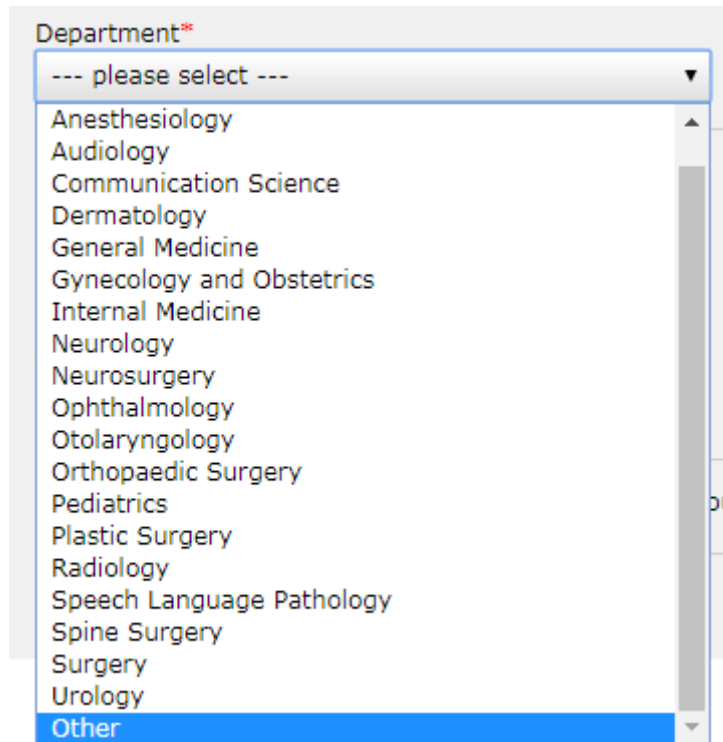
Department\*

Name of Institution or Practice\*

Telephone\*

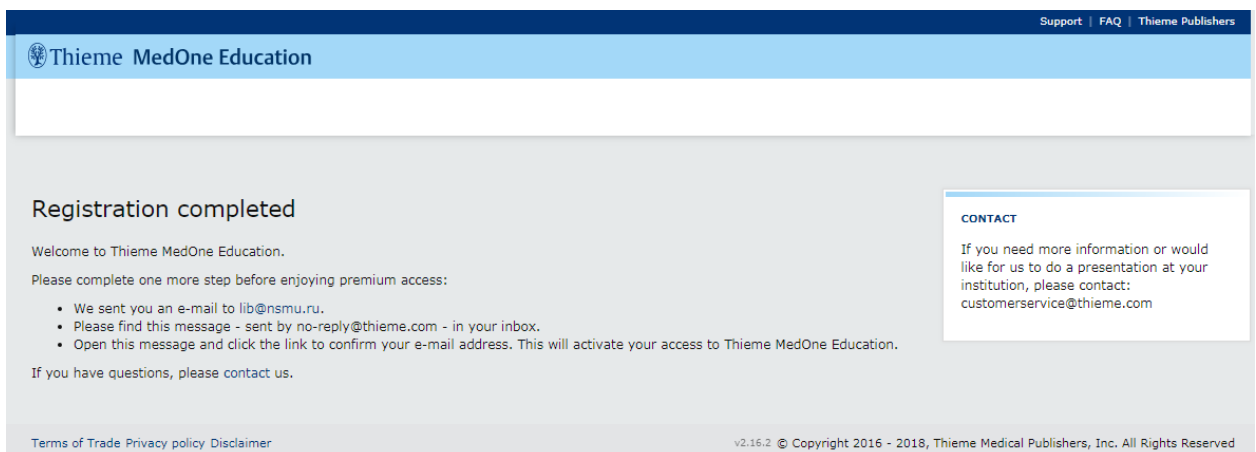
Attending Physician  
Clinical Faculty  
Department Chair  
Fellow  
Librarian  
Private Practice Physician  
Researcher  
Resident  
Resident Program Director  
Student  
University Professor  
Other

- Department:



The image shows a dropdown menu titled "Department\*" with a search bar containing "--- please select ---". The menu lists various medical departments: Anesthesiology, Audiology, Communication Science, Dermatology, General Medicine, Gynecology and Obstetrics, Internal Medicine, Neurology, Neurosurgery, Ophthalmology, Otolaryngology, Orthopaedic Surgery, Pediatrics, Plastic Surgery, Radiology, Speech Language Pathology, Spine Surgery, Surgery, and Urology. The "Other" option at the bottom is highlighted in blue.

5. Click “*Next*”. If the registration was successful you will see the following:



The screenshot shows a registration completion page for Thieme MedOne Education. The page header includes the Thieme logo and "Thieme MedOne Education" on the left, and "Support | FAQ | Thieme Publishers" on the right. The main content area is titled "Registration completed" and includes a welcome message, instructions to complete one more step for premium access, and a list of steps: "We sent you an e-mail to lib@nsmu.ru.", "Please find this message - sent by no-reply@thieme.com - in your inbox.", and "Open this message and click the link to confirm your e-mail address. This will activate your access to Thieme MedOne Education." A "CONTACT" box on the right provides contact information for more information or presentations. The footer contains "Terms of Trade Privacy policy Disclaimer" and "v2.16.2 © Copyright 2016 - 2018, Thieme Medical Publishers, Inc. All Rights Reserved".

After that you will have to confirm your e-mail address to finish the registration.