

Online library system “Consultant of a Student” Instruction

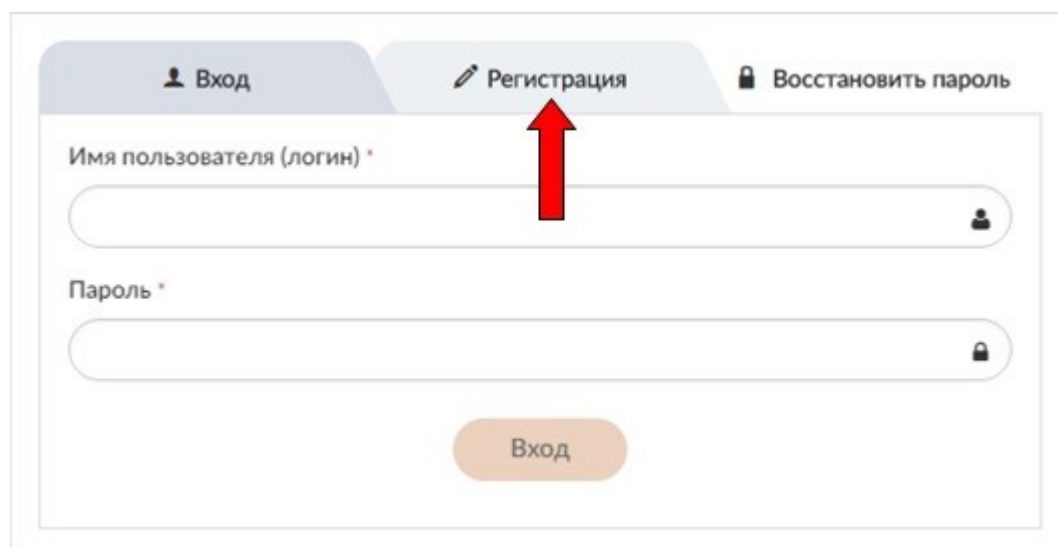
1. How to get access?

To use “Consultant of a Student” you have to register at www.studentlibrary.ru

1.1. Click **“ВХОД / РЕГИСТРАЦИЯ”** in the upper right corner of the page.



1.2. Click **“Регистрация”**

A screenshot of a web form for user registration. At the top, there are three tabs: "Вход" (Login) with a person icon, "Регистрация" (Registration) with a pencil icon, and "Восстановить пароль" (Reset password) with a lock icon. The "Регистрация" tab is active and highlighted. Below the tabs are two input fields: "Имя пользователя (логин) *" (User name (login) *) and "Пароль *" (Password *). Each field has a small icon on the right (a person for the first, a lock for the second). At the bottom center of the form is a rounded orange button labeled "Вход" (Login). A red arrow points upwards from the bottom of the "Регистрация" tab towards the top of the first input field.

1.3. Fill in the registration form.

Step 1:

Вход Регистрация Восстановить пароль

Основные данные

Фамилия * (Surname)

Имя, Отчество * (Name)

Статус *

- Студент
- Студент колледжа
- Преподаватель
- Специалист
- Библиотекарь

Detailed description: This is the first step of a registration form. It features a header with three links: 'Вход' (Login), 'Регистрация' (Registration), and 'Восстановить пароль' (Reset password). The main section is titled 'Основные данные' (Basic information) and contains four input fields. The first two are for 'Фамилия * (Surname)' and 'Имя, Отчество * (Name)'. The third is a radio button group for 'Статус *' (Status), with 'Студент' (Student) selected. Red arrows point to the 'Статус' label and the 'Студент' option.

Step 2:

Страна/Регион *

Россия

РФ, Москва

РФ, Москва
РФ, Московская обл.
РФ, Санкт-Петербург
РФ, Ленинградская обл.
РФ, Адыгея
РФ, Алтай
РФ, Алтайский край
РФ, Амурская обл.
РФ, Архангельская обл.
РФ, Астраханская обл.
РФ, Башкортостан

E-mail *

Телефон

Detailed description: This step continues the registration form. It includes a dropdown menu for 'Страна/Регион *' (Country/Region) with 'Россия' (Russia) selected. A second dropdown menu is open, showing a list of Russian regions, with 'РФ, Архангельская обл.' (RF, Arkhangelsk Oblast) highlighted. Red arrows point to the 'Страна/Регион' label, the 'Россия' option, the 'E-mail *' label, and the highlighted region. Below these are empty input fields for 'E-mail *' and 'Телефон' (Phone).

Step 3:

Имя пользователя (логин) * (your login)

Пароль * (your password)

Пароль (подтверждение) * (repeat your password)

Текст на картинке * (text from the picture)

3461

заменить картинку

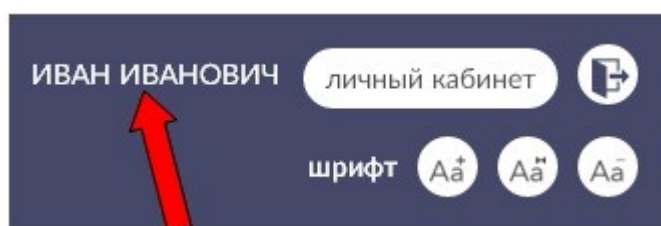
Detailed description: This is the final step of the registration form. It contains four input fields. The first three are for 'Имя пользователя (логин) * (your login)', 'Пароль * (your password)', and 'Пароль (подтверждение) * (repeat your password)'. The fourth is for 'Текст на картинке * (text from the picture)', which is a CAPTCHA. To the right of the CAPTCHA input is a blue square image with the number '3461' and a 'заменить картинку' (change picture) link below it. A red arrow points from the CAPTCHA input field to the CAPTCHA image.

Please pay attention that:


- Your e-mail must be **valid**;
- If you don't have a surname, you can just write your name in both fields.
- For login and password you may use **only English letters and numbers**. No spaces, Russian letters or other symbols;
- After you fill in all the necessary fields, click ***“Зарегистрироваться”***.

Зарегистрироваться

1.4. If you can see your name in the upper right corner of the page in means that the registration is completed.



1.5. Now you may start your search 😊



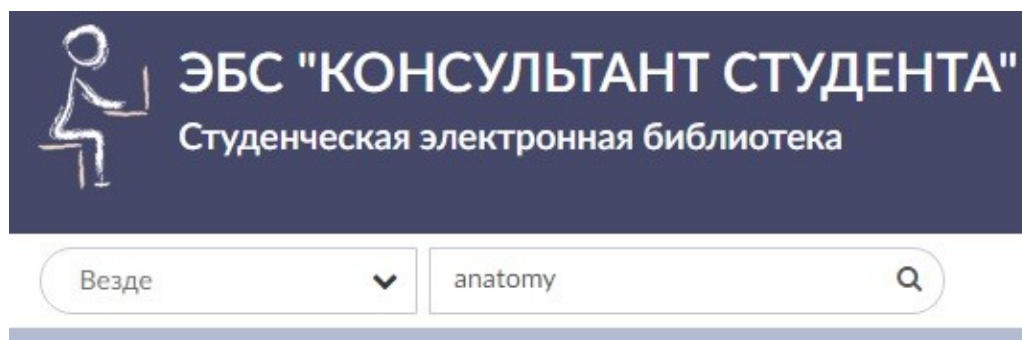
1.6. **IMPORTANT:** To complete your registration you need to **send your username and password to lib@nsmu.ru** so that the librarians could **activate your access**. Your letter also must contain **your full name, course and faculty**.

1.7. Next time if you want to use Consultant of a Student from any computer, click **“ВХОД / РЕГИСТРАЦИЯ”**, enter your **login** and **password** and click **“Вход”**.

The image shows a screenshot of the website "ЭБС 'КОНСУЛЬТАНТ СТУДЕНТА'" (Student Electronic Library). The header includes the site name, a logo of a person sitting at a desk, and navigation links. A red arrow points to the "ВХОД / РЕГИСТРАЦИЯ" link in the top right corner. Below the header is a search bar and a navigation menu with links: "К результату поиска", "Расширенный поиск", and "На главную". The main content area features a login form with three tabs: "Вход" (selected), "Регистрация", and "Восстановить пароль". The form contains two input fields: "Имя пользователя (логин)" and "Пароль", each with a small icon on the right. Below the fields is a "Вход" button, which is highlighted with a red arrow.

2. How to find a book you need and read it?

2.1. Write a key word (for example – **anatomy**) in the search field and click enter



To open the book, click on the cover or the title

To see the full text, click **“Читать Online”** button. You can also use the **chapter index** (on your left) and download an app for your device (**“Скачать приложение”**)

2.2. To find the book you need you can also check a list on the library website:

<http://www.nsmu.ru/lib/en/readers/electronic-library-system-student-consultant.php>

Home / Научная библиотека СГМУ / For readers

Electronic Library system student Consultant

| | |
|--|--|
| | Textbook of Human Anatomy. In 3 vol. Vol. 1. Locomotor apparatus [Электронный ресурс] / L.L. Kolesnikov, D.B. Nikitiuk, S.V. Klochkova, I.G. Stelnikova. - М.: ГЭОТАР-Медиа, 2018. - 288 p. http://www.studentlibrary.ru/book/ISBN9785970440384.html |
| | Matko, A.V. Basics of Russian Law. Textbook. - Moscow [Электронный ресурс] / A.V. Malko, V.V. Subochev, G.V. Fedorov. - М.: Проспект, 2017. - 240 p. http://www.studentlibrary.ru/book/ISBN9785392217649.html |
| | Кузьмина, Н.В. Russian Grammar in Tables. Русская грамматика в таблицах [Электронный ресурс]: учеб. пособие / Н.В. Кузьмина. - 7-е изд., перераб. и доп. - М. : ФЛИНТА, 2017. - 101 с. - (Русский язык как иностранный). http://www.studentlibrary.ru/book/ISBN9785976509665.html |
| | Lagoon, M.A. The Course of Faculty (Analytical) Surgery in Pictures, Tables and Schemes [Электронный ресурс] / М.А. Lagoon, B.S. Kharitonov, edited by professor S. V. Vertyankin. - М. : ГЭОТАР-Медиа, 2017. - 436 p. http://www.studentlibrary.ru/book/ISBN9785970439272.html |
| | Levchuk, M.V. First Aid in Case of Accidents and Emergency Situations: course book [Электронный ресурс] / I. P. Levchuk, M. V. Kostyuchenko, A. P. Nazarov - М.: ГЭОТАР-Медиа, 2017. - 120 p. http://www.studentlibrary.ru/book/ISBN9785970442302.html |

Good luck with your studies! ☺